

MINISTERUL EDUCAȚIEI

COMUNICARE ÎN LIMBA MODERNĂ

ENGLEZĂ

clasa I

1

Valentina Barabaș
Laura Stanciu



Acest manual școlar este proprietatea Ministerului Educației.

Acest manual școlar este realizat în conformitate cu Programa școlară aprobată prin Ordinul ministrului educației naționale nr. 3418/19.03.2013.

119 – număr unic de telefon la nivel național pentru cazurile de abuz împotriva copiilor

116.111 – numărul de telefon de asistență pentru copii

MINISTERUL EDUCAȚIEI

COMUNICARE ÎN LIMBA MODERNĂ

ENGLEZĂ

clasa I

1

Valentina Barabaș
Laura Stanciu



Manualul școlar a fost aprobat de Ministerul Educației prin Ordinul de Ministru nr. _____ .
Manualul este distribuit elevilor în mod gratuit, atât în format tipărit, cât și în format digital, începând din anul școlar 2023 - 2024.
Inspectoratul Școlar _____
Școala/Colegiul/Liceul _____

Descrierea CIP a Bibliotecii Naționale a României

BARABAȘ, VALENTINA

Comunicare în limba modernă engleza : clasa I / Valentina Barabaș, Laura Stanciu. -

București : Booklet, 2023

ISBN 978-606-590-990-8

I. Stanciu, Laura

811.111

Referenți științifici:	profesor dr. Roxana-Cristina Petcu, Universitatea din București profesor. gr. I Reka Vadasz, Liceul Teoretic „Alexandru Ioan Cuza”, București
Redactor-șef:	Bogdan Nicolai
Redactare:	Antonia Tuheac
Design copertă:	Silvia Olteanu
Ilustrație copertă:	Mary Nicola
Layout interior:	Simona Radu-Iacobini, Silvia Olteanu
Tehnoredactare:	Simona Radu-Iacobini
Ilustrații:	Mary Nicola
Animații:	Ana-Maria Gărdescu
Video:	Quartz Film Studio
Voci:	Lucy Porter, Thomas Porter, Clive Sheppard, Luisa Neag
Digital:	MyKoolio
Credite foto:	Adobe Stock



Pentru comenzi:
tel.: 021.430.30.95/021.440.10.02
e-mail: comenzi@booklet.ro
site: www.booklet.ro

© Editura Booklet

Toate drepturile asupra lucrării aparțin editurii.



TABLE OF CONTENTS

UNIT 1. HELLO, EVERYONE! 9

GREETINGS ♦ INTRODUCING A PERSON ♦ THE ALPHABET
♦ COLOURS ♦ NUMBERS

1.1 1.3 2.1 2.2 2.3

UNIT 2. IS DRAGO AT SCHOOL? 21

OBJECTS (SCHOOL) ♦ COLOURS ♦ HERE/THERE/LEFT/RIGHT
♦ ASKING FOR AN OBJECT

1.1 1.2 1.3 2.1 2.3 2.4

UNIT 3. WELCOME TO DRAGONLAND! 33

HERE/THERE/LEFT/RIGHT ♦ OBJECTS (TOYS) ♦ COLOURS
♦ ASKING FOR AN OBJECT ♦ COMMANDS

1.1 1.2 1.3 2.1 2.2 2.3 2.4 3.1

UNIT 4. I PLAY EVERY DAY 45

ACTIVITIES ♦ OBJECTS ♦ NUMBERS ♦ COLOURS
♦ MOMENTS OF THE DAY

1.1 1.2 1.3 2.1 2.2 2.3 3.1

UNIT 5. WELCOME TO THE FARM! 57

FARM ANIMALS ♦ HERE/THERE/LEFT/RIGHT ♦ COLOURS
♦ FRUITS AND VEGETABLES ♦ NUMBERS

1.1 1.3 2.1 2.2 2.3 3.1



UNIT 6. DRAGO AT THE ZOO 69

WILD ANIMALS ♦ BODY PARTS ♦ COMMANDS ♦ LEFT/RIGHT
♦ NUMBERS ♦ COLOURS

1.1 **1.2** **1.3** **2.1** **2.3** **3.1**

UNIT 7. LET'S CELEBRATE WITH DRAGO! 81

CELEBRATIONS ♦ OBJECTS ♦ INTRODUCING A PERSON
♦ COLOURS ♦ NUMBERS

1.1 **1.2** **1.3** **2.1** **2.2** **2.3** **3.1**

UNIT 8. LET'S HAVE FUN WITH DRAGO! (REVISION) 95

1.1 **1.3** **2.1** **2.3** **2.4** **3.1** **4.1**

FINAL REVISION 107

TEST 1 108

TEST 2 110

INVESTIGATION **3.1** 112

GROUP PROJECT **4.1** 113

LET'S PLAY! BOARD GAME 114

1.1 **1.2** **1.3** **2.1** **2.2**

ILLUSTRATED ALPHABET 116





COMPETENȚE GENERALE

1. Receptarea de mesaje orale simple.
2. Exprimarea orală în situații de comunicare uzuală.
3. Receptarea de mesaje scrise simple.
4. Redactarea de mesaje scrise simple în situații de comunicare uzuală.

COMPETENȚE SPECIFICE

- 1.1. Oferirea unei reacții adecvate la o întrebare/instrucțiune scurtă și simplă, rostită clar și foarte rar, adresată cu atenție de către interlocutor.
- 1.2. Recunoașterea localizării elementare (stânga, dreapta, aici, acolo) a unor obiecte din universul imediat, în mesaje articulate clar și rar.
- 1.3. Manifestarea curiozității față de sesizarea semnificației globale a unor filme și a unor cântece pentru copii în limba modernă respectivă.
- 2.1. Reproducerea unor cântece/poezii scurte și simple.
- 2.2. Formularea unor mesaje scurte de prezentare personală (hobby-uri, adresa), cu sprijin din partea interlocutorului.
- 2.3. Participarea la jocuri de comunicare în care reproduce sau creează rime/mesaje scurte.
- 2.4. Exprimarea unei cereri simple pentru a obține un obiect din universul imediat.
- 3.1. Manifestarea curiozității pentru decodarea unor mesaje scrise simple și scurte din universul imediat.
- 4.1. Participarea la proiecte de grup/la nivelul clasei în care elaborează, cu sprijin, scurte mesaje scrise.





GHID DE UTILIZARE A MANUALULUI DIGITAL

Ce este manualul digital?

Manualul digital reproduce integral versiunea tipărită, oferind elevilor posibilitatea de a interacționa cu diverse elemente de conținut. Astfel, aceștia vor putea viziona animații, rezolva exerciții interactive și naviga prin manual.

Simbolurile folosite în manualul digital:

1. AMII animat:

- videoclipuri cu informații și activități suplimentare;
- înregistrări audio.

Videos:

- videos with extra information and activities;
- audio recordings.

2. AMII static:

- imagini;
- informații și activități suplimentare.

Pop-ups:

- pictures and extra practice.

3. AMII interactiv:

- exerciții de alegere multiplă, de tip adevărat sau fals, de asociere, de completare etc.

Interactive activities:

- multiple choice, true or false, writing and matching exercises, etc.



LESSON 3

THE ALPHABET

1. LOOK, LISTEN AND SAY.

A	B	C	D
E	F	G	H
I	J	K	L
M	N	O	P
Q	R	S	T
U	V	W	X
Y	Z		

2. SPELL YOUR NAME.

EXAMPLE: WHAT'S YOUR NAME? MY NAME IS ELA. E-L-A.

LESSON 4

COLOURS

1. LOOK, LISTEN AND REPEAT.

BLACK	ORANGE	BLUE
BROWN	YELLOW	PURPLE
RED	GREEN	PINK

2. LOOK AND MATCH.

3. LISTEN AND TALK TO YOUR FRIEND LIKE THIS:

EXAMPLE: MY FAVOURITE COLOUR IS RED.



Cum se folosește manualul digital?



1. Meniul superior



Mărire/micșorare – se mărește sau se micșorează fereastra, pentru o vizualizare adecvată a elementelor de interes.



Căutare – pot fi efectuate căutări în manualul digital după cuvinte-cheie.



Cuprins – deschide cuprinsul manualului digital.



Înapoi la prima pagină – se revine la prima pagină a manualului digital.



Pagina anterioară – se accesează pagina anterioară paginii curente.



Pagina următoare – se accesează pagina următoare paginii curente.



Salt la ultima pagină – se accesează ultima pagină a manualului digital.



Adnotări – deschide o galerie de instrumente, cu funcții diferite, ce permit operații în timp real: sublinieri, adnotări, încercuiri, demarcări, mascări, evidențieri etc.







Tipărește pagini din manualul digital.






Indicații – se accesează ecranul cu indicații.



2. Ajutor în utilizarea AMII interactiv:

Deschide exercițiul interactiv dând click pe . Pentru a asculta cerința, dă click pe . Pentru exercițiile de completare, utilizează mouse-ul pentru a poziționa cursorul pe spațiul în care dorești să completezi. Pentru exercițiile de alegere, utilizează mouse-ul pentru alegerea variantei de răspuns. Apasă butonul **Check (Verifică)** pentru a vedea dacă ai ales corect. Pentru toate tipurile de exerciții apare culoarea verde și  pentru răspunsul corect. Pentru răspunsul greșit apare culoarea roșie și . Pentru a relua rezolvarea exercițiului, apasă butonul **Retry (Mai încercă)**.

3. Ajutor în utilizarea AMII animat:

Apasă butoanele / pentru a deschide animația/secvența audio. Butonul **Play** este localizat pe bara de jos a ferestrei, alături de **Volum** și de opțiunea **Afișare completă** pe ecran. Pentru a opri temporar animația/secvența audio, apasă butonul **Pauză**, de pe bara de jos a ferestrei. Pentru a închide animația/secvența audio, apasă butonul  din colțul din dreapta sus al ferestrei.

4. Ajutor în utilizarea AMII static:

Apasă butonul . Imaginea se va deschide într-o fereastră nouă. Apasă butonul  din colțul din dreapta sus, pentru a închide aplicația.



USER GUIDE FOR THE DIGITAL TEXTBOOK

How to use the digital textbook

1. The main menu



Zoom-in/Zoom-out – enlarge or reduce the page.

Search – search for keywords in the digital textbook.

Menu – open and close the menu.

Go to first page

Previous page – go to previous page.

Next page – go to next page.

Go to last page

Annotation – A tool gallery for performing different actions in real time, such as: underlining, annotating, highlighting, etc.



Print pages from the digital textbook.



Help



2. How to solve interactive exercises:

Click on the exercise then click on . For *Fill in the blanks*, read each question or sentence carefully; use your mouse to place the cursor on the 'fill in box' and type in the answer. For *Choose the correct option*, click on the answer you think is correct. There is only one correct answer. Click on **Check** to verify your answers. Answers marked with green and are correct; the incorrect ones are marked with red and . Click on **Retry** if you want to start the exercise again.

3. How to use the audio-video icons:

Click on the / icon; the video/audio file will open in a new window. The **Play** button is located on the menu bar at the bottom of the window, along with **Volume** control and **Full-screen display** options. You can pause the recording by clicking on **Pause**, or close the window by clicking on the button in the upper right corner, on the left.

4. How to use the pop-up icons:

Click on the icon; the image will appear in a new window. Use the button in the upper right corner to close the window.



UNIT 1

HELLO, EVERYONE!





HELLO, EVERYONE!

1. LISTEN, POINT AND SAY.



2. SAY YOUR NAME.

EXAMPLE: HI! MY NAME IS ALEX.



1. LOOK, LISTEN AND REPEAT.



HELLO!



GOOD MORNING!



GOOD AFTERNOON!



GOOD EVENING!



GOOD NIGHT!



GOODBYE!

2. LISTEN AND TALK TO YOUR FRIEND LIKE THIS:



ASHA: HELLO! MY NAME IS ASHA.
WHAT'S YOUR NAME?

MARK: HI, MY NAME IS MARK.
HOW ARE YOU?

ASHA: I'M FINE! AND HOW ARE YOU?

MARK: I'M FINE, THANK YOU!

ASHA: GOODBYE!

MARK: GOODBYE!





THE ALPHABET

1. LOOK, LISTEN AND SAY.

 	A 	B 	C 	D 
E 	F 	G 	H 	
I 	J 	K 	L 	
M 	N 	O 	P 	
Q 	R 	S 	T 	
U 	V 	W 	X 	
Y 	Z 			

2. SPELL YOUR NAME.

EXAMPLE:



WHAT'S YOUR NAME?














MY NAME IS ELLA. E-L-L-A.













COLOURS

1. LOOK, LISTEN AND REPEAT.

	BLACK		ORANGE		BLUE	
	BROWN		YELLOW		PURPLE	
	RED		GREEN		PINK	

2. LOOK AND MATCH.



				
				
ORANGE	BLUE	GREEN	WHITE	BROWN
YELLOW	RED	PINK	PURPLE	

Note: A dashed line connects the Sun to the 'YELLOW' label.

3. LISTEN AND TALK TO YOUR FRIEND LIKE THIS:

 **EXAMPLE:**

MY FAVOURITE COLOUR IS RED.



NUMBERS

1. LOOK, LISTEN AND REPEAT.



ONE



TWO



THREE



FOUR



FIVE



SIX



SEVEN



EIGHT



NINE



TEN

2. COUNT AND SAY WHAT IS NEXT.



1

2

3

6

8

10

3. LOOK, COUNT AND WRITE THE NUMBERS.

EXAMPLE:



1





1. LOOK, LISTEN AND REPEAT.




ONE
CAT

TWO
CATS




ONE
FLOWER



THREE
FLOWERS



ONE
APPLE



FOUR
APPLES

2. LISTEN, FIND AND CIRCLE.



- 1 YELLOW SUN
- 7 PINK FLOWERS
- 2 GREEN TREES

- 3 YELLOW BEES
- 1 BROWN DOG
- 4 RED APPLES

EXAMPLE:

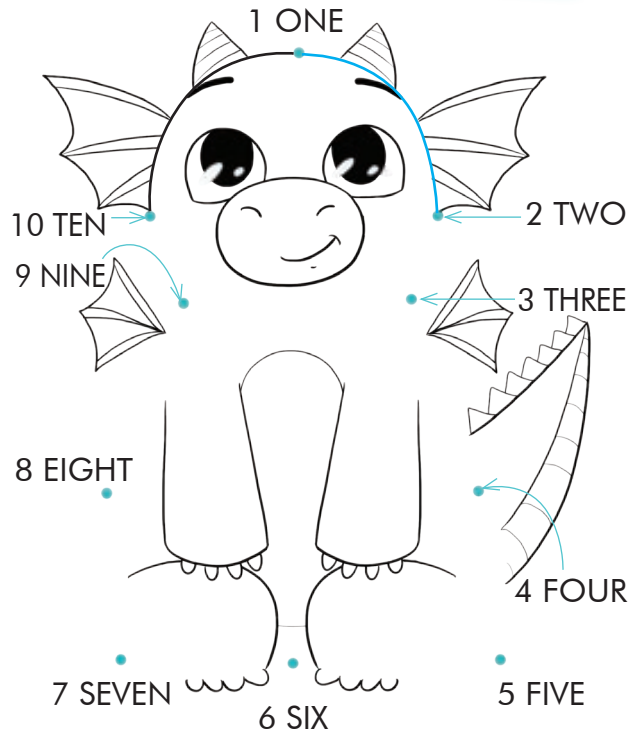


3. JOIN THE DOTS AND COLOUR.

DRAGO

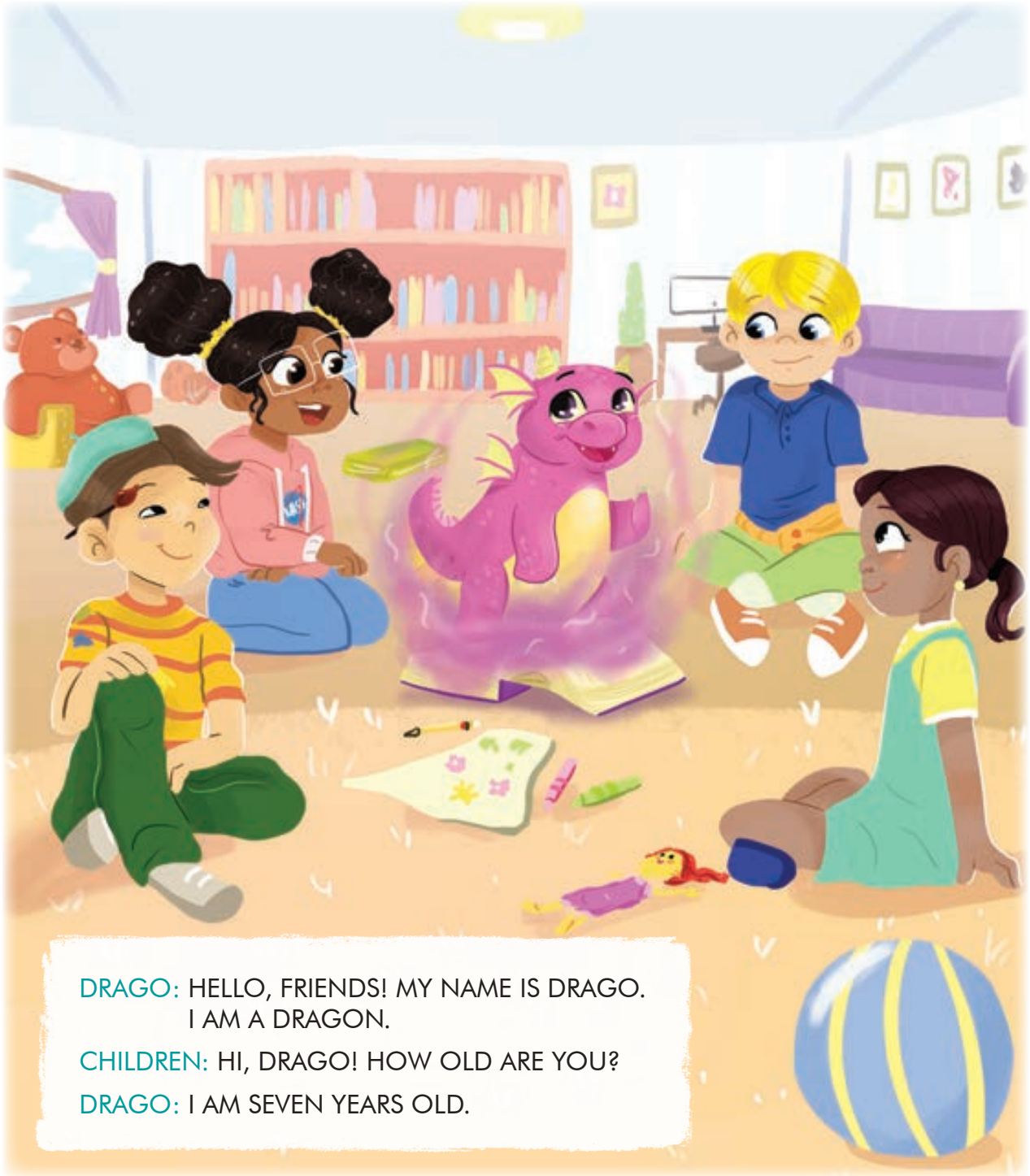


EXAMPLE:



LESSON 7

1. LOOK, LISTEN AND SAY.



DRAGO: HELLO, FRIENDS! MY NAME IS DRAGO.
I AM A DRAGON.

CHILDREN: HI, DRAGO! HOW OLD ARE YOU?

DRAGO: I AM SEVEN YEARS OLD.

2. LISTEN AGAIN AND CIRCLE.

DRAGO IS **7** / **8** YEARS OLD.



1. LOOK, LISTEN AND TALK TO YOUR FRIEND LIKE THIS:



MARK: HOW OLD ARE YOU?

ASHA: I AM SEVEN YEARS OLD.

MARK: HOW OLD IS THE CAT?

ASHA: THE CAT IS TWO YEARS OLD.



2. LOOK, LISTEN AND REPEAT.



HOW OLD IS ELLA?
ELLA IS 7 YEARS OLD.



HOW OLD IS CHEN?
CHEN IS 8 YEARS OLD.



HOW OLD IS MARK?
MARK IS 5 YEARS OLD.



HOW OLD ARE YOU?
I AM... OLD.

3. SAY THE NUMBER. CLAP YOUR HANDS.

EXAMPLE: NUMBER 4. CLAP YOUR HANDS 4 TIMES!

1... 2... 3... 4!





CLASSROOM CHANT

1. LISTEN, REPEAT AND CLAP YOUR HANDS.



GOOD MORNING, NUMBER 1

LET'S HAVE FUN!

HELLO, NUMBER 2

HOW ARE YOU?

I'M FINE, NUMBER 3

PLAY WITH ME!

NUMBER 4, WHAT IS YOUR NAME?

LET'S PLAY A GAME!

GOOD NIGHT, NUMBER 5

DEAR FRIENDS, GOODBYE!



2. LOOK, COUNT AND WRITE THE NUMBERS.



 =

 =

 =

 =



1. LOOK, FIND THE RIGHT ORDER AND WRITE THE NUMBER.



1



2. LOOK, COUNT AND MATCH.



ONE



TWO



SIX



FOUR

3. LET'S PLAY! TALK LIKE THIS:



HOW OLD ARE YOU?

I AM SEVEN YEARS OLD.





PROJECT

1. LOOK AND COLOUR.

1 BROWN



2 YELLOW



3 GREEN



4 BLACK



5 BLUE



6 PINK



2. THIS IS ME. DRAW AND SAY. ADD IT TO YOUR PORTFOLIO.

I AM YEARS OLD.

MY NAME IS

MY FAVOURITE COLOUR IS

MY NAME IS DRAGO. I AM 7 YEARS OLD.
MY FAVOURITE COLOUR IS PURPLE.



HOW I THINK I'M DOING:



UNIT 2

IS DRAGO AT SCHOOL?





IS DRAGO AT SCHOOL?

1. LOOK, LISTEN AND SAY.



TEACHER: GOOD MORNING, CHILDREN!

CHILDREN: GOOD MORNING, TEACHER!

TEACHER: I AM MISS ROSE AND THIS IS DRAGO.

CHILDREN: GOOD MORNING, DRAGO! WELCOME TO SCHOOL!



2. LISTEN AGAIN AND CHOOSE.

WELCOME TO SCHOOL!



WELCOME TO DRAGONLAND!





1. LOOK, LISTEN, POINT AND SAY.



2. LOOK, LISTEN AND COLOUR.



THE PENCIL IS GREEN.



THE NOTEBOOK IS YELLOW.




THE BOOK IS RED.



THE RUBBER IS PINK.



THE CHAIR IS BROWN.



3. LISTEN AND GUESS THE WORD. NOW REPEAT.

I'M IN YOUR HAND,
LOOK AT ME!
I CAN WRITE
ONE, TWO, THREE.





CLASSROOM CHANT

1. LISTEN, REPEAT AND CLAP YOUR HANDS.



A, B, C, D

COME TO SCHOOL WITH ME

ONE, TWO, THREE, FOUR,

PLEASE OPEN THE DOOR!

PENCIL, RUBBER. LOOK!

PLEASE OPEN THE BOOK!

PENCIL, NOTEBOOK, CHAIR

THE TEACHER IS THERE.

MY CLASSROOM IS HERE,

ALL MY FRIENDS ARE NEAR!



2. LISTEN TO THE CHANT AGAIN AND MIME.

EXAMPLE:



OPEN THE BOOK!





1. LOOK, LISTEN AND SAY.



MISS ROSE: LET'S PLAY A GAME! LET'S FIND DRAGO!
 MARK: ASHA, GO LEFT!
 CHEN: ASHA, GO RIGHT!
 DRAGO: I AM HERE! YOU ARE NEAR!
 ELLA: ASHA, DRAGO IS THERE. VERY GOOD!


2. LISTEN AGAIN AND CHOOSE.

LET'S FIND **MARK!** / LET'S FIND **DRAGO!**



LESSON 5

1. LOOK AND SAY.



LEFT

RIGHT

HERE

THERE

THE BOOK IS ON THE LEFT.
THE PENCIL IS ON THE RIGHT.

THE PENCIL IS HERE.
THE BOOK IS THERE.

2. LOOK, LISTEN, SAY AND CIRCLE.



EXAMPLE:
IS THE DOOR ON THE LEFT?



IS THE NOTEBOOK HERE?



IS THE TEACHER ON THE RIGHT?



IS THE ROBOT THERE?



3. LOOK, LISTEN AND PLAY LIKE THIS:



GO TO THE LEFT!

GO TO THE RIGHT!

COME HERE!

GO THERE!



1. LOOK, LISTEN AND TALK TO YOUR FRIEND LIKE THIS:



2. LOOK, LISTEN AND PLAY.



MARK: GIVE ME THE BOOK ON THE LEFT!
 ASHA: HERE YOU ARE.
 MARK: THANK YOU!

ELLA: GIVE ME THE PENCIL ON THE RIGHT!
 CHEN: HERE YOU ARE.
 ELLA: THANK YOU!

3. LISTEN AND REPEAT.



I AM HERE
 YOU ARE NEAR
 LOOK AT THE CHAIR
 IT IS THERE



WELCOME TO MY CLASSROOM!

1. LISTEN AND SING.



WELCOME TO MY CLASSROOM!
 WELCOME TO MY CLASSROOM!
 HELLO, MY DEAR FRIENDS!
 WELCOME TO MY CLASSROOM!
 THE DOOR IS ON THE LEFT.
 THE DOOR IS ON THE LEFT
 HELLO, MY DEAR FRIENDS!
 THE DOOR IS ON THE LEFT



THE TEACHER'S ON THE RIGHT.
 THE TEACHER'S ON THE RIGHT.
 HELLO, MY DEAR FRIENDS!
 THE TEACHER'S ON THE RIGHT.
 WE'RE HAPPY TO BE HERE!
 WE'RE HAPPY TO BE HERE!
 HELLO, MY DEAR FRIENDS!
 WE'RE HAPPY TO BE HERE!



2. LISTEN TO THE SONG AGAIN AND CIRCLE.



THE DOOR IS ON THE
 ← LEFT / RIGHT → .

THE TEACHER IS ON THE
 ← LEFT / RIGHT → .





1. LOOK, LISTEN AND MATCH.



PUT THE GREEN PENCIL IN THE SCHOOLBAG ON THE LEFT.

PUT THE YELLOW BOOK IN THE SCHOOLBAG ON THE LEFT.



PUT THE PINK RUBBER IN THE SCHOOLBAG ON THE RIGHT.

PUT THE PURPLE NOTEBOOK IN THE SCHOOLBAG ON THE RIGHT.



2. LOOK AND FIND THE DIFFERENCES.



LEFT

RIGHT



THE BOOK IN THE RIGHT PICTURE IS BLUE.

THE BOOK IN THE LEFT PICTURE IS BROWN.





LESSON 9

1. PLAY THE GAME!



ASHA: IS THE BOOK ON THE LEFT?

ELLA: YES! THE BOOK IS ON THE LEFT. GO LEFT!

ASHA: IS THE CHAIR ON THE LEFT?

ELLA: NO! THE CHAIR IS ON THE RIGHT. GO RIGHT!



2. LOOK AGAIN AND GUESS.



IT IS BLUE. IT IS ON THE RIGHT.

YES!



IT'S A PENCIL.

3. LISTEN AND GUESS THE OBJECT.




IT'S TIME FOR SCHOOL

A,B,C,D

PUT ME IN THE SCHOOLBAG

AND READ WITH ME!





1. LOOK, FIND AND MATCH THE STICKERS.



- 1. PENCIL
- 3. BOOK
- 5. CHAIR
- 7. NOTEBOOK
- 2. RUBBER
- 4. TEACHER
- 6. DOOR

2. TALK TO YOUR FRIEND LIKE THIS:

THE DOOR IS ON THE LEFT.

THE TEACHER IS ON THE RIGHT.

3. LET'S PLAY! DRAGO SAYS.



GO LEFT!



GO RIGHT!



STAY HERE!




GO THERE!


1. LOOK AND LISTEN.



2. LET'S WORK TOGETHER. MAKE A POSTER OF YOUR CLASSROOM. ADD IT TO YOUR PORTFOLIO. TALK LIKE DRAGO.



HOW I THINK I'M DOING:





UNIT 3

WELCOME TO
DRAGONLAND!





WELCOME TO DRAGONLAND!

1. LOOK, LISTEN AND SAY.



CHILDREN: DRAGO, WHERE IS YOUR HOUSE?

DRAGO: I LIVE IN DRAGONLAND. MY HOUSE IS A CASTLE!

2. LISTEN AGAIN AND CIRCLE.



DRAGO LIVES IN A **HOUSE**



/ **CASTLE.**





1. LOOK, LISTEN AND POINT.



DRAGO: I LIVE WITH MY MOTHER, MY FATHER AND MY SISTER. LOOK! MY MOTHER IS HERE AND MY FATHER IS THERE. THIS IS MY MOTHER, DARYA AND THIS IS MY SISTER, DARLA. MY FATHER IS DORIAN.

MOTHER AND FATHER: NICE TO MEET YOU, CHILDREN!

2. LOOK, LISTEN AND REPEAT.



DRAGO: WHERE DO YOU LIVE?

ELLA: I LIVE IN A HOUSE. THIS IS MY MOTHER, MARY.

DRAGO: WHERE DO YOU LIVE?

PRINCESS: I LIVE IN A CASTLE WITH MY FATHER.



3. LISTEN AND GUESS THE WORD. NOW REPEAT.



I LIVE HERE

LOOK AT ME!

I LIVE HERE

WITH MY FAMILY. THIS IS A...





CLASSROOM CHANT

1. LISTEN, REPEAT AND CLAP YOUR HANDS.



A, B, C, D, E, F, G

LOOK AT ME AND MY FAMILY!

THEY ARE ALWAYS HERE WITH ME

IN THE HOUSE, COME AND SEE!

I AM DRAGO, I LIVE HERE!

MY FAMILY IS ALWAYS NEAR!

I LIVE IN A CASTLE, COME AND SEE

MOTHER AND FATHER LIVE WITH ME!



2. LOOK AND CHOOSE.



I LIVE IN A....



DRAGO LIVES IN A ...



3. MIME A HOUSE AND A CASTLE.





1. LOOK, LISTEN AND SAY.



DRAGO: WELCOME TO MY HOUSE! THIS IS MY ROOM!

ELLA: WOW! LOOK AT THE TOYS!

DRAGO: I HAVE MANY TOYS: A ROBOT, A TRAIN, A CAR, A DOLL AND A TIGER.

CHEN: I LIKE THE TIGER. GIVE ME THE TIGER, PLEASE!

DRAGO: HA! HA! THIS IS MY CAT, FLUFFY!


2. LOOK, LISTEN AND COLOUR THE TOYS.



I HAVE A **PURPLE** ROBOT. I HAVE A **PINK** DOLL. I HAVE AN **ORANGE** TIGER.



I HAVE A **BLUE** CAR. I HAVE A **RED** TRAIN.



3. TALK TO YOUR FRIEND LIKE THIS:



I HAVE A ROBOT.



I HAVE A DOLL AND A TRAIN.



LESSON 5

1. LOOK, LISTEN AND REPEAT.



ELLA

MARK

ASHA

CHEN

DRAGO

MY FAVOURITE TOY IS A **TRAIN**.

MY FAVOURITE TOY IS A **CAR**.

MY FAVOURITE TOY IS A **DOLL**.


MY FAVOURITE TOY IS A **TIGER**.

MY FAVOURITE TOY IS A **ROBOT**.

2. LOOK, LISTEN AND TALK TO YOUR FRIEND LIKE THIS:



3. DRAW YOUR FAVOURITE TOY.





1. LOOK, LISTEN AND SAY.



DRAGO: LOOK, FRIENDS! THIS IS MY FAVOURITE TOY!

ELLA: WOW! IT'S A ROBOT! DRAGO, PLEASE GIVE ME THE ROBOT!

DRAGO: HERE YOU ARE!

ELLA: THANK YOU! LET'S PLAY!

2. LOOK, MATCH AND REPEAT.



PLEASE, GIVE ME THE



! HERE YOU ARE! THANK YOU!

PLEASE, GIVE ME THE



! HERE YOU ARE! THANK YOU!

PLEASE, GIVE ME THE



! HERE YOU ARE! THANK YOU!

PLEASE, GIVE ME THE



! HERE YOU ARE! THANK YOU!

PLEASE, GIVE ME THE



! HERE YOU ARE! THANK YOU!

ROBOT

DOLL

TRAIN

CAR

TIGER

3. LOOK, LISTEN AND PLAY LIKE THIS:



ELLA: LOOK, MARK! MY TRAIN IS YELLOW. YOUR TRAIN IS BROWN.

MARK: GIVE ME YOUR TRAIN, PLEASE!

ELLA: HERE YOU ARE!

MARK: THANK YOU VERY MUCH!



MY FAVOURITE TOY

1. LISTEN AND SING.



THE ROBOT IS MY FAVOURITE TOY, FAVOURITE TOY, FAVOURITE TOY
 THE ROBOT IS MY FAVOURITE TOY
 I LIKE IT VERY MUCH!

THE TOY TRAIN IS MY FAVOURITE TOY, FAVOURITE TOY, FAVOURITE TOY
 THE TOY TRAIN IS MY FAVOURITE TOY
 I LIKE IT VERY MUCH!

THE TIGER IS MY FAVOURITE TOY, FAVOURITE TOY, FAVOURITE TOY
 THE TIGER IS MY FAVOURITE TOY
 I LIKE IT VERY MUCH!

PLEASE, GIVE ME THE ROBOT! HERE YOU ARE!
 HERE YOU ARE! HERE YOU ARE! HERE YOU ARE!
 PLEASE, GIVE ME THE ROBOT! HERE YOU ARE!
 THANK YOU VERY MUCH!

PLEASE, GIVE ME THE TIGER! HERE YOU ARE!
 HERE YOU ARE! HERE YOU ARE! HERE YOU ARE!
 PLEASE, GIVE ME THE TIGER! HERE YOU ARE!
 THANK YOU VERY MUCH!



2. LOOK, LISTEN AND PLAY LIKE THIS:



PLEASE, GIVE ME
 THE TOY CAR!

HERE YOU ARE!

THANK YOU
 VERY MUCH!





1. LOOK, LISTEN AND FIND.



I HAVE A YELLOW CAR.

I HAVE A GREEN DOLL.

I HAVE A PURPLE ROBOT. THIS IS MY FAVOURITE TOY!





I HAVE A RED TRAIN.

I HAVE A WHITE TIGER.



2. LOOK, LISTEN AND MATCH.



DRAGO LIVES IN A PURPLE CASTLE.

I LIVE IN A YELLOW HOUSE WITH MY MOTHER AND MY SISTER.

I LIVE IN A BLUE HOUSE WITH MY FATHER.



LESSON 9


1. LOOK, LISTEN AND SAY.



ASHA: I HAVE A TIGER. MY TIGER IS ORANGE.

ELLA: I HAVE A TIGER, TOO. MY TIGER IS WHITE.

2. LOOK, LISTEN AND COLOUR.



I HAVE A TRAIN. IT IS YELLOW.

I HAVE A ROBOT. IT IS BROWN.

I HAVE A DOLL. IT IS GREEN.

I HAVE A TIGER. IT IS ORANGE.

I HAVE A CAR. IT IS PINK.

3. LISTEN AND SAY.




I HAVE A TRAIN, I HAVE A DOLL
LET'S PLAY FOOTBALL WITH MY BALL!
I HAVE TOYS FOR GIRLS AND BOYS
LET'S PLAY WITH MY FAVOURITE TOYS!





1. LOOK, LISTEN AND FIND ON THE MAP.



- DRAGONLAND
- CASTLE
- ROOM
- MOTHER
- FATHER
- SCHOOL



HELLO, FRIENDS! I AM DRAGO! WELCOME TO DRAGONLAND! I LIVE IN A PURPLE CASTLE. I LIVE WITH MY MOTHER AND MY FATHER. THIS IS MY MOTHER, DARYA AND THIS IS MY FATHER, DORIAN. LOOK! MY ROOM IS ON THE RIGHT. I HAVE MANY TOYS! LET'S PLAY!

2. LOOK, LISTEN AND FIND.



- ASHA: MY FAVOURITE TOY IS ON THE RIGHT. IT IS PURPLE.
- CHEN: MY FAVOURITE TOY IS ON THE LEFT. IT IS RED.
- MARK: MY FAVOURITE TOY IS ON THE RIGHT. IT IS BLACK.
- DRAGO: MY FAVOURITE TOY IS ON THE LEFT. IT IS YELLOW.




THE TOYS IN MY ROOM

1. LOOK AND LISTEN.



2. MAKE A POSTER OF YOUR ROOM. ADD IT TO YOUR PORTFOLIO. TALK ABOUT YOUR TOYS LIKE DRAGO.



HOW I THINK I'M DOING:



UNIT 4

I PLAY EVERY DAY





I PLAY EVERY DAY

1. LISTEN, LOOK AND SAY.



DRAGO: HELLO, FRIENDS! LET'S PLAY TOGETHER! I HAVE GAMES FOR EVERYBODY!

ASHA: I PLAY TENNIS EVERY DAY!

CHEN: MY FAVOURITE GAME IS FOOTBALL! LET'S PLAY WITH THE BALL!

DRAGO: HA HA! THIS IS NOT A BALL! IT IS A DRAGON EGG!



2. LISTEN AGAIN AND CIRCLE.

ASHA: I PLAY TENNIS  /



FOOTBALL EVERY DAY.



1. LOOK, LISTEN AND POINT.



I HAVE A BALL. LET'S PLAY FOOTBALL!
 I HAVE TWO RACKETS. LET'S PLAY TENNIS!
 I HAVE THREE PENCILS. LET'S DRAW!
 I HAVE A CD. LET'S PLAY VIDEO GAMES!

2. LOOK, LISTEN AND POINT.



MARK: I HAVE A RACKET.
 DRAGO: I HAVE A RACKET, TOO.
 MARK: GREAT! WE HAVE TWO RACKETS. LET'S PLAY TENNIS!

3. LOOK AND TALK WITH YOUR FRIEND.



I HAVE FIVE PENCILS. LET'S DRAW!

I HAVE
 LET'S!





LESSON 3

1. LOOK, LISTEN AND SAY.



CHILDREN: DRAGO, WHAT IS YOUR HOBBY?

DRAGO: I LIKE FLYING!

CHILDREN: WOW! THAT'S GREAT!

2. LOOK, LISTEN AND MATCH.



WHAT IS YOUR HOBBY, ASHA?

WHAT IS YOUR HOBBY, MARK?

WHAT IS YOUR HOBBY, CHEN?

WHAT IS YOUR HOBBY, ELLA?



I LIKE DANCING!

I LIKE PLAYING FOOTBALL!

I LIKE PLAYING VIDEO GAMES.

I LIKE SINGING!



3. LET'S PLAY MIME!



WHAT IS YOUR HOBBY?
YOU LIKE SINGING!





CLASSROOM CHANT

1. LISTEN, REPEAT AND CLAP YOUR HANDS.



I HAVE PENCILS – 3, 2, 1!



LET'S DRAW A ROBOT! IT'S FUN!



I HAVE 2 RACKETS – 3, 2, 1!



LET'S PLAY TENNIS! IT'S FUN!



I HAVE CDS – 3, 2, 1!



LET'S PLAY VIDEO GAMES! IT'S FUN!



I HAVE 5 BOOKS – 3, 2, 1!



LET'S READ TOGETHER! IT'S FUN!



2. LISTEN TO THE CHANT AGAIN AND MIME.



1. LISTEN, SAY AND FIND.



DEAR FRIENDS,

THIS IS A DAY IN DRAGONLAND:

I WAKE UP IN THE MORNING. 

I WASH MY FACE. 

I HAVE BREAKFAST. 

I GO TO SCHOOL. 

I PLAY WITH MY FRIENDS. 

I AM A HAPPY DRAGON!

LOVE, DRAGO



2. LISTEN AGAIN AND FIND THE RIGHT ORDER.



I WASH MY FACE.

I GO TO SCHOOL.

I HAVE BREAKFAST.

I PLAY WITH MY FRIENDS.

I WAKE UP IN THE MORNING.





MY HOBBY


1. LISTEN, SING AND DANCE WITH DRAGO.



I LIKE FLYING, I LIKE FLYING
IN THE SKY. IN THE SKY.
FLYING IS MY HOBBY, FLYING IS MY HOBBY
I FLY SO HIGH!

I LIKE DANCING, I LIKE DANCING
IN MY ROOM. IN MY ROOM.
DANCING IS MY HOBBY, DANCING IS MY HOBBY
IT IS COOL!

I LIKE PLAYING, I LIKE PLAYING
WITH MY FRIENDS! WITH MY FRIENDS!
PLAYING IS MY HOBBY! PLAYING IS MY HOBBY!
THE FUN NEVER ENDS!



2. LISTEN TO THE SONG AGAIN AND CHOOSE. MIME AND SAY.



EXAMPLE: LOOK AT ME! I LIKE FLYING!

LESSON 7

1. LOOK, LISTEN AND FIND.



IN THE MORNING I WAKE UP, I HAVE BREAKFAST AND I GO TO SCHOOL.

IN THE AFTERNOON I PLAY WITH MY FRIENDS, I RIDE MY BIKE AND I PLAY VIDEO GAMES.

IN THE EVENING I READ A BOOK, I WATCH TV AND THEN I GO TO SLEEP.



IN THE MORNING



WAKE UP



HAVE BREAKFAST



GO TO SCHOOL



IN THE AFTERNOON



PLAY WITH FRIENDS



RIDE THE BIKE



PLAY VIDEO GAMES



IN THE EVENING



READ A BOOK



WATCH TV



GO TO SLEEP

2. LISTEN AND SAY.



LET'S READ A BOOK, LET'S WATCH TV,
LET'S RIDE A BIKE! PLAY WITH ME!






1. LOOK AND DRAW.



2. TALK TO YOUR FRIEND LIKE THIS:



MY NAME IS IN THE MORNING I
 IN THE AFTERNOON I
 IN THE EVENING I I HAVE A LOT
 OF FUN!





LESSON 9

1. LOOK, LISTEN AND FIND.



I LIKE SINGING
HAPPY SONGS.
SINGING IS MY
HOBBY.

I LIKE DANCING
IN MY ROOM.
DANCING IS MY
HOBBY.

I LIKE PLAYING
VIDEO GAMES.
PLAYING GAMES IS
MY HOBBY.

I LIKE FLYING IN
THE SKY. FLYING IS
MY HOBBY.

2. PLAY THE GAME *WHAT'S YOUR HOBBY!* TALK TO YOUR FRIEND LIKE THIS:



I LIKE PLAYING
FOOTBALL.

WHAT IS YOUR
HOBBY?





1. LOOK, LISTEN AND PLAY.



I AM MARK. I LIVE IN A RED HOUSE. I LIKE PLAYING VIDEO GAMES.

I AM ASHA. I LIVE IN A GREEN HOUSE. I LIKE SINGING.



2. LET'S PLAY DRAGO SAYS! REPEAT AND MIME.



I WAKE UP IN THE MORNING.



I WASH MY FACE.



I HAVE BREAKFAST.



I GO TO SCHOOL.

3. LISTEN AND SAY.



I WAKE UP,
I WASH MY FACE,
I GO TO SCHOOL,
I PLAY WITH MY FRIENDS!



1. LOOK, LISTEN AND SAY.




LOOK AT ME. MY HOBBY IS PLAYING FOOTBALL.

2. DRAW YOUR HOBBY. ADD IT TO YOUR PORTFOLIO. TALK LIKE DRAGO.



HOW I THINK I'M DOING:



UNIT 5


WELCOME TO THE FARM!





WELCOME TO THE FARM!

1. LOOK, LISTEN AND SAY.



MARK: DRAGO, LET'S GO TO THE FARM!
DRAGO: GREAT IDEA! I LIKE ANIMALS!
ELLA: LOOK! THERE IS AN APPLE TREE ON THE LEFT.
DRAGO: YUMMY! I LOVE APPLE PIE!

2. LISTEN AGAIN AND CHOOSE.

THERE IS AN APPLE TREE ON THE **RIGHT**  /  **LEFT**.



1. LOOK, LISTEN AND SAY.



DRAGO: WOW! THERE ARE MANY ANIMALS ON THE FARM!


CHEN: YES! THERE IS A HORSE ON THE LEFT AND THERE ARE TWO COWS ON THE RIGHT.

DRAGO: LOOK! LET'S PLAY WITH THE DOG!

ASHA: DRAGO, THIS IS NOT A DOG, THIS IS A SHEEP!



2. LOOK AND MATCH.





3. LOOK, LISTEN AND SAY YES OR NO.



1. THERE IS ONE SHEEP ON THE FARM.

YES / NO

2. THERE ARE THREE COWS ON THE FARM.

YES / NO

3. THERE IS ONE HORSE ON THE FARM.

YES / NO

4. THERE ARE SIX DUCKS ON THE FARM.

YES / NO

5. THERE ARE TWO RABBITS ON THE FARM.

YES / NO

6. THERE ARE FOUR CHICKENS ON THE FARM.

YES / NO



1. LOOK, LISTEN AND GUESS.



THIS ANIMAL IS BLACK AND WHITE.
 THIS ANIMAL IS WHITE.
 THIS ANIMAL IS BROWN.
 THIS ANIMAL IS PINK.

IT IS A
 IT IS A
 IT IS A
 IT IS A

2. LOOK AND MATCH.



SHEEP NAME FIVE TWO HENNY CHICKEN

HELLO! MY [] IS DOLLY.

HELLO, FRIENDS! MY NAME IS [] .

I AM WHITE.

I AM BROWN.

I AM A [] .

I AM A [] .

I AM [] YEARS OLD.

I AM [] YEARS OLD.

NICE TO MEET YOU!

I AM HAPPY TO MEET YOU!



I HAVE A HORSE

1. LISTEN, REPEAT AND CLAP YOUR HANDS!

 I HAVE A HORSE. THE HORSE SAYS NEIGH, NEIGH, NEIGH, NEIGH, NEIGH, NEIGH.



I HAVE A HORSE. THE HORSE SAYS NEIGH, NEIGH, NEIGH, NEIGH.

I HAVE A SHEEP. THE SHEEP SAYS BAA, BAA, BAA, BAA, BAA, BAA.

I HAVE A SHEEP. THE SHEEP SAYS BAA, BAA, BAA, BAA.

I HAVE A DUCK. THE DUCK SAYS QUACK, QUACK, QUACK, QUACK, QUACK, QUACK.

I HAVE A DUCK. THE DUCK SAYS QUACK, QUACK, QUACK, QUACK.

I HAVE A PIG. THE PIG SAYS OINK, OINK, OINK, OINK, OINK, OINK.

I HAVE A PIG. THE PIG SAYS OINK, OINK, OINK, OINK.




NEIGH!



BAA!



QUACK!



OINK!

2. PLAY WITH YOUR FRIENDS LIKE THIS:



QUACK! QUACK!

IT'S A DUCK!



1. LOOK, LISTEN AND SAY.



DRAGO: I AM HUNGRY! LET'S MAKE PIZZA!
 ELLA: THERE ARE TOMATOES IN THE GARDEN.
 DRAGO: LOOK! THERE ARE TOMATOES IN THE TREE!
 ASHA: HA HA! NO, DRAGO. THIS IS AN APPLE TREE.
 DRAGO: YUMMY! I LIKE APPLES!


2. LISTEN AGAIN AND CHOOSE.

DRAGO: I LIKE **APPLES**  / **TOMATOES** .

3. LOOK, LISTEN AND FIND.



MY FAVOURITE VEGETABLE IS ORANGE. IT IS A
 MY FAVOURITE VEGETABLE IS RED. IT IS A
 MY FAVOURITE VEGETABLE IS BROWN. IT IS A
 MY FAVOURITE VEGETABLE IS GREEN. IT IS



4. LISTEN AND SAY.



TOMATOES, POTATOES, CARROTS, BROCCOLI
TOMATOES, POTATOES, ALL ARE GOOD FOR ME!



1. LOOK, LISTEN AND SAY.



DRAGO: FRIENDS, CAN YOU GUESS MY FAVOURITE FRUIT? IT IS YELLOW. IT IS VERY GOOD.

ASHA: IS IT A PEAR?

ELLA: IS IT A LEMON?

MARK: I KNOW! YOUR FAVOURITE FRUIT IS A BANANA!

DRAGO: MARK, YOU ARE RIGHT! LET'S EAT SOME BANANAS!



2. LISTEN AGAIN AND CHOOSE.

DRAGO: THIS IS MY FAVOURITE FRUIT:



3. LOOK AND LISTEN. THEN COLOUR AND MATCH.



LEMON



ORANGE



PEAR



APPLE



4. LISTEN AND SAY.

**I AM RED, YELLOW OR GREEN
I HAVE MANY VITAMINS!**





CLASSROOM CHANT

1. LISTEN, SAY AND CLAP YOUR HANDS!



ORANGES, BANANAS, THEY ARE GOOD!



DRAGO, WHAT'S YOUR FAVOURITE FRUIT?

LEMONS, PEARS, APPLES ON A TREE!

ALL THE FRUITS ARE GOOD FOR ME!

LET'S EAT CARROTS AND POTATOES,

LET'S MAKE SALAD WITH TOMATOES!

THEY HAVE MANY VITAMINS!

VEGETABLES ARE GOOD FOR ME!



2. LISTEN TO THE CHANT AGAIN AND FIND THE FRUITS AND VEGETABLES IN THE CHANT.





LESSON 8

1. LOOK AND FIND 5 DIFFERENCES.



THERE IS ONE COW IN PICTURE A.



THERE ARE TWO COWS IN PICTURE B.



2. LOOK, LISTEN AND GUESS THE PLACE.




THERE ARE DUCKS AND COWS HERE.
THERE IS A HORSE, A SHEEP THERE!
MANY FRUITS AND VEGETABLES
GROWING EVERYWHERE!





1. LOOK AND COUNT.




2. LOOK AND SAY.

THERE ARE TWO COWS ON THE FARM.



3. LOOK AND CIRCLE THE NEXT FRUIT OR VEGETABLE.





PROJECT

1. LOOK AND LISTEN.



DRAGO: HELLO, FRIENDS! I AM ON THE FARM. MY FAVOURITE FARM ANIMAL IS THE SHEEP. MY FAVOURITE FRUIT IS THE APPLE. MY FAVOURITE VEGETABLE IS THE TOMATO.

2. DRAW YOUR FAVOURITE FRUIT, VEGETABLE AND ANIMAL. ADD IT TO YOUR PORTFOLIO. TALK LIKE DRAGO.



3. LISTEN AND SING.



I LOVE IT ON THE FARM,
I LOVE IT ON THE FARM,

HI-HO, THE DERRY-O,
I LOVE IT ON THE FARM!




HOW I THINK I'M DOING:



UNIT 6

DRAGO AT THE ZOO





DRAGO AT THE ZOO

1. LISTEN, POINT AND SAY.



ELLA: THIS IS A ZOO. LET'S SEE THE ANIMALS!

DRAGO: I LIKE ANIMALS! THEY ARE BEAUTIFUL!

ASHA: LOOK! THE LIONS ARE ON THE LEFT AND THE ELEPHANT IS ON THE RIGHT

DRAGO: LOOK AT ME! I AM A CROCODILE!

2. LISTEN AGAIN AND CHOOSE.

DRAGO IS A CROCODILE



/



A LION.



1. LOOK, LISTEN AND SAY.



CHEN: THE ZOO IS GREAT! THE ELEPHANTS ARE ON THE RIGHT. THEY ARE GREY.

ELLA: THE MONKEY IS ON THE LEFT. IT IS BROWN.

MARK: THE TIGERS ARE ON THE RIGHT. THEY ARE FUNNY!

DRAGO: LOOK AT THE BLACK AND WHITE HORSES. THEY ARE FUNNY, TOO!

ASHA: DRAGO, THEY ARE NOT HORSES, THEY ARE ZEBRAS!

2. LOOK, WRITE AND COLOUR.

THERE ARE LIONS. THEY ARE YELLOW.

THERE ARE TIGERS. THEY ARE ORANGE.


THERE IS MONKEY. IT IS BROWN.

THERE ARE ELEPHANTS. THEY ARE BLUE.

THERE ARE ZEBRAS. THEY ARE BLACK AND WHITE.

THERE ARE CROCODILES. THEY ARE GREEN.

THERE ARE BEARS. THEY ARE BROWN.





AT THE ZOO

1. LISTEN AND SING.



THERE ARE MANY ANIMALS AT THE ZOO



GREY ELEPHANTS AND CROCODILES, TOO!

ONE BROWN MONKEY, A BROWN BEAR
BEAUTIFUL ANIMALS HERE AND THERE!

BLACK AND WHITE ZEBRAS, YELLOW LIONS, TOO
AND TWO BABY TIGERS AT THE ZOO!



2. LISTEN TO THE SONG AGAIN AND FIND THE ANIMALS.





1. LOOK, LISTEN AND POINT.



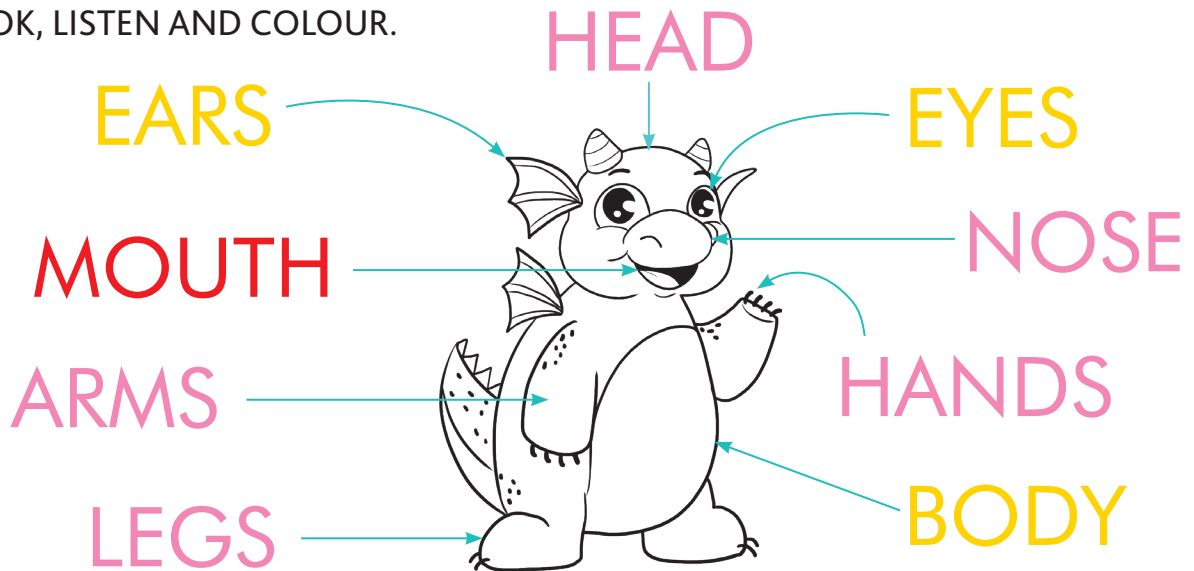
MARK: DRAGO, LOOK AT THE ELEPHANT! IT HAS A FUNNY NOSE!

DRAGO: HA HA! I HAVE A FUNNY NOSE. I HAVE TWO LEGS AND TWO HANDS AND I HAVE TWO YELLOW EARS!

ELLA: THE ELEPHANT HAS FOUR LEGS, ONE HEAD AND TWO EARS.

DRAGO: IT HAS BLACK EYES, LIKE ME! I LIKE ELEPHANTS!

2. LOOK, LISTEN AND COLOUR.



3. LET'S PLAY! TALK TO YOUR FRIEND LIKE THIS:



I HAVE TWO EARS.



I HAVE TWO EYES!



LESSON 5

1. LOOK, LISTEN AND FIND.



EYES

EARS

MOUTH

LEGS

HANDS

- A. THIS MONSTER HAS 7
- HE HAS 1
- HE HAS 4
- HE HAS 3
- HE HAS 4

- B. THIS MONSTER HAS 3
- HE HAS 1
- HE HAS 2
- HE HAS 5
- HE HAS 2

2. DRAW YOUR MONSTER. TALK TO YOUR FRIEND.





1. LOOK, LISTEN AND FIND.

 EARS

EYES

NOSE

MOUTH

LEGS



HANDS

BODY

HEAD

ARMS

2. LOOK, LISTEN AND MATCH.

 A. DRAGO, SHOW ME YOUR EARS!

B. TOUCH YOUR NOSE!

C. SHOW ME YOUR RIGHT HAND!

D. TOUCH YOUR MOUTH!

E. SHOW ME YOUR LEFT LEG!



3. LET'S PLAY DRAGO SAYS!



DRAGO SAYS:
TOUCH YOUR
NOSE!



DRAGO SAYS:
TOUCH YOUR
LEFT EAR!



DRAGO'S GAME

1. PLAY THE GAME.





1. LOOK, LISTEN AND CHOOSE.

 **MY FAVOURITE CARTOON**

IT HAS TWO GREEN EYES AND TWO EARS. IT HAS A GREY BODY.




IT HAS TWO BROWN EARS AND A BLACK NOSE. IT IS VERY FUNNY.



2. DRAW AND SAY.

I LIKE

IT HAS

MY FAVOURITE CARTOON 

3. LOOK, LISTEN AND PLAY LIKE THIS:

 **RIGHT HAND UP, LEFT HAND DOWN!**

TOUCH YOUR NOSE AND TURN AROUND!





I SEE ANIMALS AT THE ZOO

1. LISTEN AND SING.

 THERE IS AN ELEPHANT AT THE ZOO!

 IT HAS A FUNNY NOSE. YES, IT'S TRUE!

THERE IS A TIGER AT THE ZOO!

IT HAS FOUR LEGS. YES, IT'S TRUE!

THERE IS A CROCODILE AT THE ZOO!

IT HAS A GREEN BODY. YES, IT'S TRUE!

THERE IS A BROWN BEAR AT THE ZOO!

IT HAS BROWN EARS. YES, IT'S TRUE!

THERE IS A ZEBRA AT THE ZOO!

IT HAS BLACK EYES! YES, IT'S TRUE!



2. LISTEN TO THE SONG AGAIN AND SAY TRUE OR FALSE.

THE ELEPHANT HAS A FUNNY NOSE.

THE TIGER HAS FOUR LEGS.

THE CROCODILE HAS A PINK BODY.

THE BEAR HAS THREE EARS.

THE ZEBRA HAS BLACK EYES.



3. PLAY WITH YOUR FRIENDS LIKE THIS:



YOU HAVE 2 EARS AND A FUNNY NOSE. YOU ARE AN ELEPHANT!



1. LOOK, LISTEN AND MATCH.



I HAVE TWO LEGS
AND TWO ARMS.
I AM BLACK.
I LIKE BANANAS.


LOOK AT MY GREEN
BODY! I HAVE FOUR
LEGS AND A MOUTH.

I AM FUNNY.
I HAVE FOUR LEGS
AND A NOSE. MY
BODY IS GREY.


I HAVE A BROWN
BODY. I HAVE TWO
EARS AND A BLACK
NOSE.

2. LOOK AND FIND.

EXAMPLE:



A	D	X	T	I	G	E	R	W	E	C
V	C	L	I	O	N	M	O	V	I	A
M	O	N	K	E	Y	O	A	R	M	I
O	D	Z	E	L	E	P	H	A	N	T
B	R	T	A	C	B	E	A	R	C	A
R	C	R	O	C	O	D	I	L	E	P
Y	W	Z	E	B	R	A	D	I	D	X



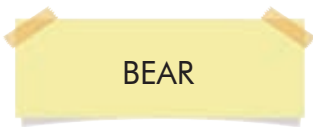
3. PLAY THE GAME.

- A. TOUCH YOUR NOSE!
- B. TOUCH YOUR LEFT EAR!
- C. TOUCH YOUR RIGHT EYE!
- D. TOUCH YOUR LEFT LEG!
- E. TOUCH YOUR MOUTH!
- F. TOUCH YOUR RIGHT ARM!





1. LOOK, LISTEN AND SAY.



2. NOW DRAW YOUR FAVOURITE ANIMAL. ADD IT TO YOUR PORTFOLIO. TALK LIKE DRAGO.



3. LISTEN AND SAY.



THERE'S A MONKEY IN THE TREE AND A ZEBRA NEAR ME!

HOW I THINK I'M DOING:



UNIT 7

LET'S CELEBRATE
WITH DRAGO!





LET'S CELEBRATE WITH DRAGO!

1. LISTEN AND POINT AND SAY.



DRAGO: FRIENDS, LOOK AT THE SNOW!

MARK: IT'S TIME TO CELEBRATE CHRISTMAS!
LET'S DECORATE THE CHRISTMAS TREE!

ELLA: I HAVE BEAUTIFUL DECORATIONS.

DRAGO: I HAVE A STAR.

ASHA: LOOK! WE HAVE PRESENTS!

DRAGO: WOW! THIS GREEN PRESENT IS FOR ME!
THANK YOU, SANTA CLAU.

SANTA CLAU: MERRY CHRISTMAS!

2. LISTEN AGAIN AND CHOOSE.

LOOK! WE HAVE **PENCILS**



PRESENTS.



1. LOOK, LISTEN AND MATCH.

PRESENT

CHRISTMAS TREE

DECORATIONS

SANTA CLAUS

SNOW

STAR

2. LOOK AND TALK WITH YOUR FRIEND LIKE THIS:

I SEE SOMETHING YELLOW IN THE PICTURE.

YOU ARE RIGHT!

IT'S A STAR!

3. LISTEN AND SAY.

I HAVE DECORATIONS!

I HAVE A PRESENT!

I HAVE A STAR!

I HAVE A STAR!

I HAVE SNOW!

I HAVE A CHRISTMAS TREE!



CHRISTMAS SONG

1. LISTEN AND SING.



JINGLE BELLS, JINGLE BELLS
JINGLE ALL THE WAY!
LET'S DECORATE THE CHRISTMAS TREE
ON CHRISTMAS DAY!

JINGLE BELLS, JINGLE BELLS
JINGLE ALL THE WAY!
SANTA CLAUS HAS MANY PRESENTS
ON CHRISTMAS DAY!



2. LOOK AND COUNT THE DECORATIONS.





1. LOOK, LISTEN AND SAY.



DEAR SANTA CLAUS,

MY NAME IS DRAGO. I AM A HAPPY DRAGON. I AM 7 YEARS OLD.
I LOVE CHRISTMAS! PLEASE BRING ME A ROBOT AND A TOY TRAIN.

THANK YOU, SANTA CLAUS!

MERRY CHRISTMAS!

LOVE,
DRAGO



2. LOOK AND COMPLETE.

DEAR SANTA CLAUS,

MY NAME IS I AM A HAPPY



GIRL / BOY

I AM YEARS OLD. I LOVE CHRISTMAS!

PLEASE BRING ME A

AND A

THANK YOU, SANTA CLAUS!

MERRY CHRISTMAS!

LOVE,

.....





HAPPY HALLOWEEN!

1. LOOK, LISTEN AND POINT.



CHEN: HELLO, DRAGO!

MARK: HA HA! HI, CHEN! I AM NOT DRAGO. THIS IS A DRAGON COSTUME. IT IS HALLOWEEN TODAY!



ASHA: DRAGO, YOU ARE A BAT! YOU ARE SO FUNNY!

ELLA: LOOK AT ME! I AM A CAT!

DRAGO: HAPPY HALLOWEEN!

2. LOOK, LISTEN AGAIN AND CHOOSE.

DRAGO IS A **BAT**  /  **CAT**.

3. LISTEN AND SAY.

 **A BLACK CAT AND A BLACK BAT SIT TOGETHER IN A HAT!**





1. LOOK, LISTEN AND FIND.

	A	B	C	D
1	 <input type="text" value="PUMPKIN"/>	 <input type="text"/>	 <input type="text"/>	 <input type="text"/>
2	 <input type="text"/>	 <input type="text"/>	 <input type="text"/>	 <input type="text"/>

A1 IS A .

A2 IS A .

B2 IS A .

C1 IS A .

B1 IS A .

C2 IS A .

D1 IS A .

D2 IS A .

2. LOOK AND COLOUR.

1 ORANGE  4 GREEN 

2 BROWN  5 BLUE 

3 BLACK  6 PURPLE 



3. TALK WITH YOUR FRIEND LIKE THIS:



WHAT COLOUR IS THE PUMPKIN?

IT IS ORANGE!





HALLOWEEN CHANT

1. LISTEN, REPEAT AND CLAP YOUR HANDS.



I SEE A BLACK SPIDER,

I SEE A BLACK BAT,

I SEE A WITCH

WITH A FUNNY BLACK HAT!

A PUMPKIN IS THERE,

A BLACK CAT IS HERE,

LOOK AT THE MONSTER!

THE PIRATE IS NEAR!

THE PUMPKIN IS ORANGE,

THE MONSTER IS GREEN.

LET'S HAVE A PARTY!

HAPPY HALLOWEEN!



2. LOOK, LISTEN TO THE CHANT AGAIN AND FIND.

LOOK! THE BAT IS HERE!





1. LOOK, LISTEN AND SAY.



DRAGO: LOOK AT MY FUNNY PUMPKIN! IT HAS TWO EYES, A NOSE AND A MOUTH!
I LOVE HALLOWEEN!

2. DRAW YOUR HALLOWEEN PUMPKIN. TALK LIKE DRAGO.



HAPPY EASTER!

1. LOOK, LISTEN AND SAY.



DRAGO: FRIENDS, LOOK! I SEE A CHOCOLATE EGG!

ELLA: AND I SEE A BUTTERFLY AND A LAMB. THEY ARE SO FUNNY!

ASHA: HURRAY! THE EASTER BUNNY IS HERE! IT HAS A BASKET WITH CHOCOLATE EGGS.

MARK: LET'S FIND THE EGGS! HAPPY EASTER!



2. LOOK, LISTEN AGAIN AND CHOOSE:

THE EASTER BUNNY HAS A BASKET WITH CHOCOLATE EGGS.





1. LOOK, COUNT AND WRITE THE NUMBER.



2. LOOK, LISTEN AND SAY.



I SEE ONE BUNNY
IN THE GARDEN.

I SEE TEN CHOCOLATE
EGGS IN THE GARDEN.



3. LOOK, LISTEN AND COLOUR.

COLOUR THE EGG WITH THE STAR **YELLOW**.

COLOUR THE EGG WITH THE BUTTERFLY **BLUE**.

COLOUR THE EGG WITH THE FLOWERS **RED**.

COLOUR THE EGG WITH THE LINES **GREEN**.

COLOUR THE EGG WITH THE RAINBOW **PURPLE**.





COLOUR THE EGG WITH THE BUNNY **PINK**.





LET'S CELEBRATE!

1. LISTEN AND SING.

-  LET'S DECORATE THE CHRISTMAS TREE.
-  SANTA HAS PRESENTS FOR YOU AND ME.
-  LET'S PLAY IN THE SNOW, IT'S SO MUCH FUN!
-  MERRY CHRISTMAS EVERYONE!



LOOK AT THE WITCH! SHE HAS A BAT.
 THERE IS A PIRATE NEAR THE CAT.
 THE SPIDER IS BLACK AND THE MONSTER IS GREEN.
 HAPPY, HAPPY HALLOWEEN!

I SEE A WHITE LAMB, IT'S SO FUNNY!
 WHAT A SURPRISE! IT'S THE EASTER BUNNY!
 IT HAS CHOCOLATE EGGS. WOW! IT'S GREAT!
 HAPPY EASTER! LET'S CELEBRATE!



2. LISTEN TO THE SONG AGAIN AND MATCH.



MERRY CHRISTMAS!


HAPPY EASTER!

HAPPY HALLOWEEN!





1. LOOK AND COLOUR.




YELLOW



RED




ORANGE



PURPLE



BLUE



GREEN

2. LOOK, LISTEN AND SAY.



RED AND GREEN EGGS HERE,



CHOCOLATE EGGS ARE FUNNY!

BLUE AND PINK EGGS THERE,

WHERE IS THE EASTER BUNNY?

I AM THE EASTER BUNNY,

I WANT TO VISIT YOU!

LET'S GO INTO THE GARDEN,

AND FIND AN EGG OR TWO!





REVISION

1. LOOK, LISTEN AND MATCH.



HAPPY HALLOWEEN!

MERRY CHRISTMAS!

HAPPY EASTER!

2. LOOK, LISTEN AND FIND.



I HAVE TWO EARS AND FOUR LEGS
AND A BASKET FULL OF EGGS
I AM WHITE AND I AM FUNNY
WHO AM I? THE

I BRING PRESENTS, FUN AND JOY
TELL ME – WHAT'S YOUR FAVOURITE TOY?
I AM - IT'S ME!
LET'S DECORATE THE CHRISTMAS TREE!

ON MY HEAD I HAVE A HAT
AND MY FAVOURITE COLOUR IS BLACK.
I AM A! I HAVE A CAT
AND MY BEST FRIEND IS A BAT.



SANTA CLAUS



EASTER BUNNY



WITCH

3. PLAY WITH YOUR FRIENDS LIKE THIS.



YOU ARE THE EASTER BUNNY!



HOW I THINK I'M DOING:





UNIT 8

LET'S HAVE FUN
WITH DRAGO!





LET'S HAVE FUN WITH DRAGO (REVISION)

1. LISTEN, POINT AND SAY.




MARK: DRAGO, YOU HAVE SO MANY BOOKS!

ELLA: WHAT IS YOUR FAVOURITE STORY?

DRAGO: MY FAVOURITE STORY IS **THE THREE LITTLE PIGS**. THEY LIVE IN A FOREST AND THEY HAVE THREE HOUSES.

ASHA: I LIKE THIS STORY, TOO!



2. LISTEN AGAIN AND CHOOSE.

THE THREE PIGS HAVE **3 HOUSES**



/



3 CASTLES.



1. LOOK, LISTEN AND SAY. COLOUR THE PICTURE.




CHEN: OPEN THE BOOK, DRAGO! LET'S LISTEN TO THE STORY!

DRAGO: THE THREE LITTLE PIGS HAVE THREE HOUSES: ONE IS YELLOW, ONE IS BROWN AND ONE IS RED. ONE DAY THE BAD WOLF SAYS: "PIGS, OPEN THE DOOR. LET ME IN!" OH, NO! THE YELLOW HOUSE AND THE RED HOUSE ARE NOT VERY GOOD. THE PIGS RUN TO THE BROWN HOUSE. THEY ARE VERY HAPPY NOW.

2. LOOK, LISTEN AND FIND.

- A. THE WINDOW IS BLUE.
- B. THE DOOR IS BROWN.
- C. THE WALL IS YELLOW.
- D. THE ROOF IS RED.



3. LISTEN AND SAY.



ONE, TWO, THREE, FOUR
 COME IN, PLEASE, OPEN THE DOOR!
 THE WINDOW IS BLUE, THE ROOF IS RED
 PLEASE COME IN. MY HOUSE IS GREAT!

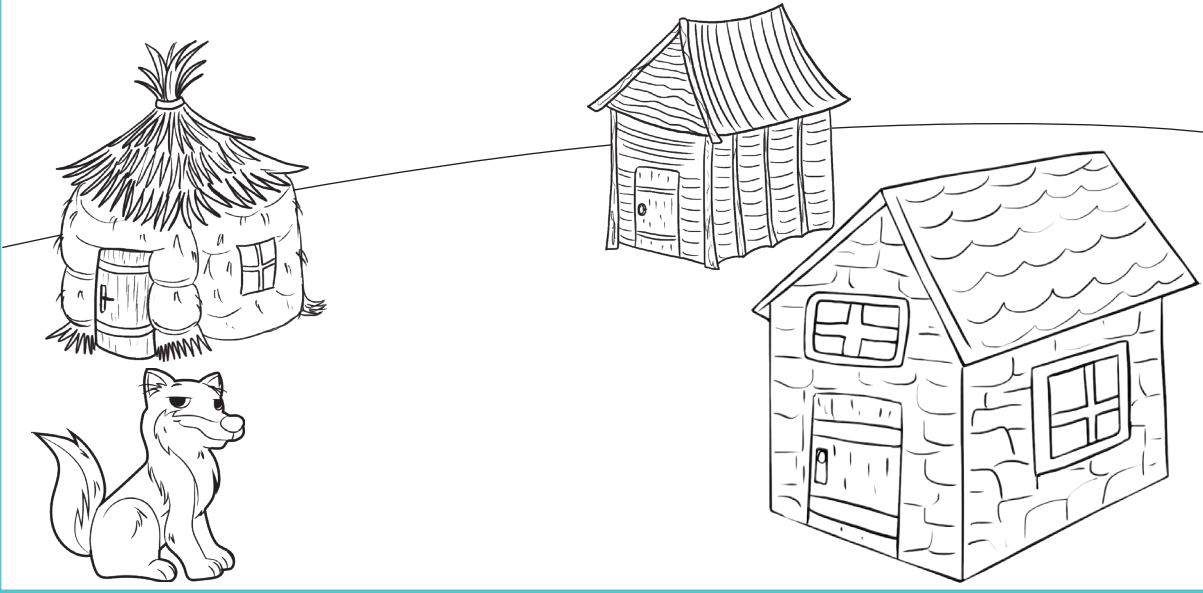






4. LISTEN AND COLOUR.



LOOK AT THE PICTURE. LET'S COLOUR IT! THE HOUSE ON THE LEFT IS **YELLOW**. THE DOOR IS **ORANGE**. THE HOUSE ON THE RIGHT IS **BROWN**. THE ROOF IS **GREEN**. THE HOUSE WITH TWO WINDOWS IS **RED**. THE WINDOWS ARE **BLUE**. THE WOLF IS **BLACK**. WHAT A BEAUTIFUL PICTURE!



5. LOOK AND DRAW WHAT IS NEXT.



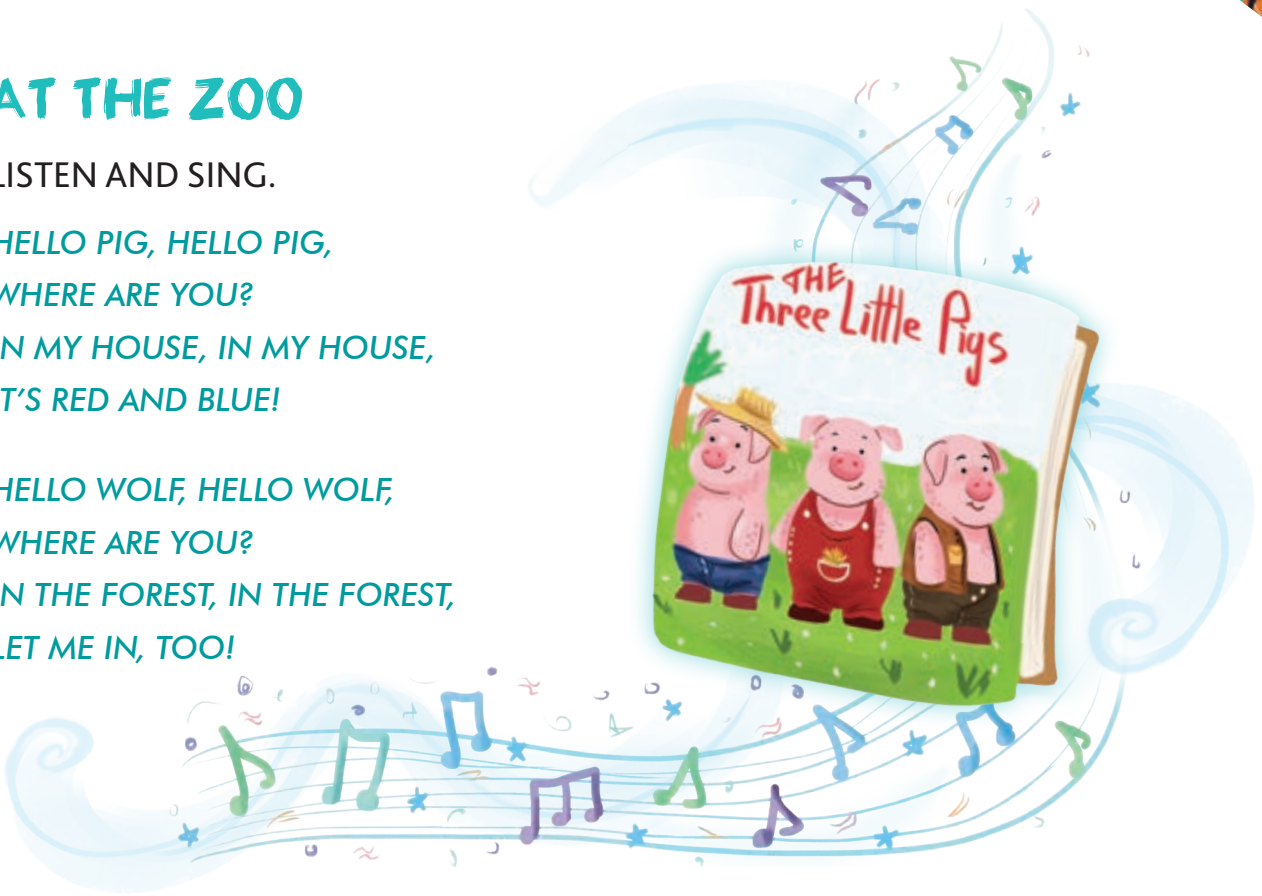


AT THE ZOO

1. LISTEN AND SING.

 HELLO PIG, HELLO PIG,
WHERE ARE YOU?
IN MY HOUSE, IN MY HOUSE,
IT'S RED AND BLUE!


HELLO WOLF, HELLO WOLF,
WHERE ARE YOU?
IN THE FOREST, IN THE FOREST,
LET ME IN, TOO!



2. LOOK, FIND AND COUNT.



1. LOOK, LISTEN AND SAY.



ASHA: SNOW WHITE IS A BEAUTIFUL PRINCESS. SHE HAS A RED MOUTH AND BLACK HAIR. SHE LIVES IN A CASTLE WITH A BAD QUEEN. IN THE FOREST SHE FINDS SEVEN FRIENDS.

2. LOOK, LISTEN AGAIN AND CHOOSE.

ASHA: SNOW WHITE HAS SEVEN **DRAGONS**



/



FRIENDS.

3. LOOK, LISTEN AND MATCH.



A. THE KING IS IN THE CASTLE.

B. SNOW WHITE HAS BLACK HAIR.

C. THE QUEEN IS NOT GOOD. SHE IS BAD.

D. THE CASTLE IS PINK.

E. THE PRINCESS IS BEAUTIFUL.





1. LOOK, LISTEN AND FIND.

SHE IS BAD.
 SHE IS BEAUTIFUL.
 SHE HAS A BLACK HAT.
 SHE HAS BLACK HAIR AND A RED MOUTH.
 SHE HAS SEVEN FRIENDS.
 SHE HAS BLUE HAIR.

2. PLAY WITH YOUR FRIEND LIKE THIS:

I AM BEAUTIFUL.
 I HAVE BLACK HAIR.

YOU ARE SNOW WHITE!

3. LISTEN AND SAY.

IN THE STORY SNOW WHITE SEES SEVEN FRIENDS.

LESSON 6

1. LOOK, LISTEN AND CIRCLE YES OR NO.



1. THE KING LIVES IN A BLUE CASTLE.

YES / NO

2. THE KING HAS BLACK HAIR.

YES / NO

3. THE PRINCESS HAS YELLOW HAIR.

YES / NO

4. THE CASTLE IS GREEN.

YES / NO

5. THE QUEEN IS GOOD.

YES / NO

6. THE PRINCESS IS BEAUTIFUL.

YES / NO

2. LOOK, LISTEN AND FIND.

1. THE KING LIVES IN A BEAUTIFUL CASTLE.


2. THE BAD QUEEN LIVES IN A BLACK CASTLE.

3. SNOW WHITE LIVES IN A HOUSE IN THE FOREST.





- 1.** LOOK, LISTEN AND DRAW LINES.
 COLOUR THE CASTLE.




I AM A PRINCESS. I LIVE IN A **BLUE** CASTLE. THE DOOR IS **ORANGE** AND THE ROOF IS **GREEN**. THE WINDOWS ARE **YELLOW**. I AM VERY HAPPY IN MY CASTLE!



- 2.** LOOK, LISTEN AND DRAW LINES.



- A.** PUT THE DRAGON ON THE YELLOW ROOF.
- B.** PUT THE KING IN THE CASTLE.
- C.** PUT THE PRINCESS IN THE GARDEN.
- D.** PUT THE STAR ON THE DOOR.
- E.** PUT THE BAD WOLF IN THE FOREST.
- F.** PUT THE PINK PIG IN THE HOUSE.



- 3.** LISTEN AND SING THE SONG.



THE DRAGON'S ON THE ROOF.
THE DRAGON'S ON THE ROOF.
LOOK AT THE PURPLE CASTLE!
THE DRAGON'S ON THE ROOF.





FAVOURITE STORY

1. LISTEN AND SING THE SONG.


 WHAT'S YOUR FAVOURITE STORY?
OH, PLEASE TELL ME!
WHAT'S YOUR FAVOURITE STORY?
READ IT TO ME!

THERE IS A CASTLE
IN A FOREST THAT'S GREEN.
HERE LIVES A PRINCESS
AND A VERY BAD QUEEN.

SNOW WHITE'S GOOD AND PRETTY.
SHE FINDS SEVEN FRIENDS.
THEY ALL SING TOGETHER.
IT'S A HAPPY END!



2. LISTEN TO THE SONG AGAIN AND CIRCLE WHAT YOU HEAR IN THE SONG.





1. LOOK AND FIND THE STORY. DRAW LINES.



2. LOOK, LISTEN AND SAY.

 THERE IS A CASTLE IN MY FAVOURITE STORY.




YOUR FAVOURITE STORY IS **SNOW WHITE**.



THERE ARE THREE PIGS IN MY FAVOURITE STORY.

 YOUR FAVOURITE STORY IS **THE THREE LITTLE PIGS**.



3. LOOK, LISTEN AND COLOUR.

 MY NAME IS SNOW **WHITE**. I AM A BEAUTIFUL PRINCESS. I HAVE **BLACK** HAIR AND A **RED** MOUTH. MY EYES ARE **BLUE**. I LIVE IN A CASTLE. THE DOOR IS **BROWN** AND THE WALLS ARE **ORANGE**. LOOK! I HAVE TWO APPLES. THE APPLE IN MY RIGHT HAND IS **GREEN**. THE APPLE IN MY LEFT HAND IS **YELLOW**.



1. LOOK AND LISTEN.



DRAGO: DEAR FRIENDS, THIS IS A POSTER OF MY FAVOURITE STORY: THE THREE LITTLE PIGS! THE PIGS ARE ON THE LEFT. LOOK AT THE THREE HOUSES: ONE IS **YELLOW** WITH A **BLUE** WINDOW, ONE IS **BROWN** WITH A **GREEN** ROOF AND ONE IS **RED** WITH A **BLACK** DOOR. THE WOLF IS ON THE RIGHT. IT IS IN THE FOREST.

2. GROUP PROJECT. DRAW A POSTER OF YOUR FAVOURITE STORY. TALK LIKE DRAGO.



3. LISTEN, SAY AND GUESS THE STORY.

**THREE PIGS LIVE IN A FOREST, THEY PLAY AND HAVE FUN
OH, NO, THE WOLF IS NEAR, PLEASE, RUN, RUN, RUN!
THE PIGS ARE IN THE HOUSE, WHAT A HAPPY END!
GUESS MY FAVOURITE STORY, DEAR FRIEND!**

HOW I THINK I'M DOING:



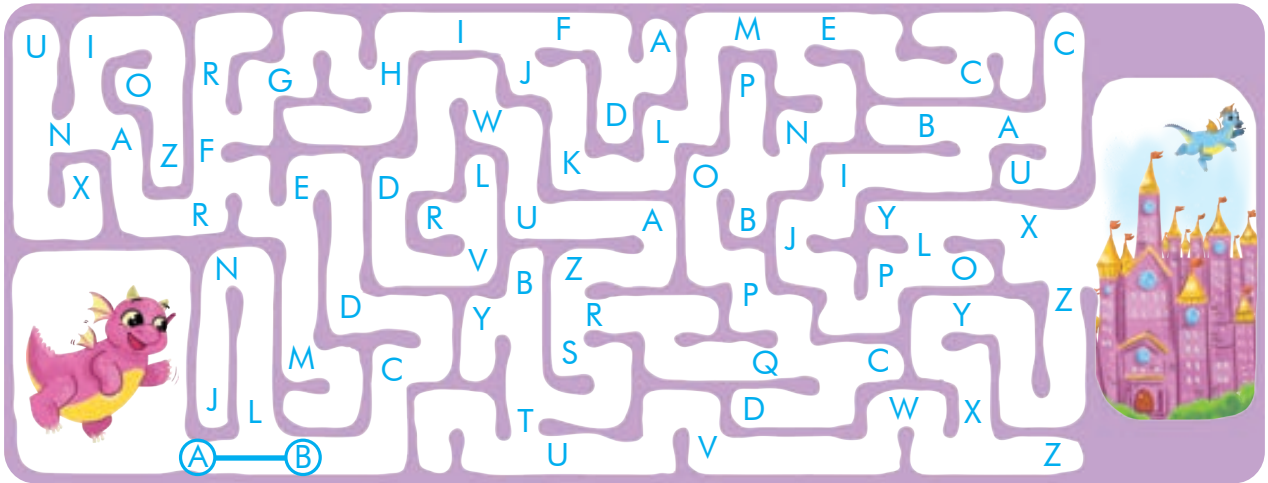
FINAL REVISION






TEST 1

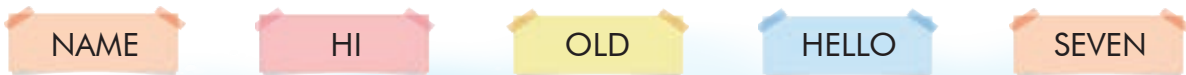
1. LOOK AND FIND THE WAY TO THE CASTLE. (4 POINTS; 6 LETTERS = 1 POINT)



2. LOOK AND WRITE THE NUMBERS. (10 POINTS)



3. FIND AND MATCH THE WORDS. TALK TO YOUR FRIEND LIKE THIS: (10 POINTS)





4. LOOK, LISTEN AND FIND THE OBJECTS. (4 POINTS)

CLOSE THE DOOR, PLEASE!
OPEN THE BOOK, PLEASE!
SIT DOWN ON THE CHAIR!
GIVE ME THE PENCIL!



5. LOOK, LISTEN AND DRAW LINES. (12 POINTS)

THE BLUE TRAIN IS ON THE LEFT. THE PURPLE DOLL IN ON THE RIGHT. THE ORANGE AND BLACK TIGER IS ON THE RIGHT. THE BLUE AND WHITE ROBOT IS ON THE LEFT. THE BLUE AND WHITE ROBOT IS ON THE LEFT. THE GREEN CAR IS ON THE LEFT. THE YELLOW AND RED BALL IS ON THE RIGHT.



6. LOOK, LISTEN AND MATCH. (4 POINTS)

THIS IS MY MOTHER, ANN.
THIS IS MY FATHER, MIKE.
THIS IS MY BROTHER, TOM.
THIS IS MY SISTER, JANE.



7. LOOK, LISTEN AND PLAY LIKE THIS. (6 POINTS)

LET'S PLAY VIDEO GAMES!



I HAVE A CD.



I HAVE A BALL. LET'S _____ .

I HAVE PENCILS. LET'S _____ .

I HAVE RACKETS. LET'S _____ .

TOTAL: _____ / 50 POINTS

EXCELLENT
50-41



VERY GOOD
40-31



GOOD
30-21





TEST 2

1. LOOK, LISTEN AND WRITE THE NUMBERS. (12 POINTS)



THERE ARE TWO HORSES ON THE FARM.
 THERE IS ONE SHEEP ON THE FARM.
 THERE ARE THREE COWS ON THE FARM.

THERE ARE FOUR RABBITS ON THE FARM.
 THERE IS A CHICKEN ON THE FARM.
 THERE ARE SEVEN PIGS ON THE FARM.

2. LOOK, LISTEN AND GUESS. (4 POINTS)

DRAGO: FRIENDS, GUESS MY FAVOURITE FRUIT. IT IS RED. IT HAS VITAMINS.



3. LOOK, LISTEN AND GUESS THE ANIMAL. (4 POINTS)



I AM GREEN.
I HAVE FOUR LEGS.

YOU ARE A
CROCODILE!



I AM YELLOW. I AM THE KING OF THE ANIMALS.

YOU ARE A _____ !

I AM GREY. I HAVE A FUNNY NOSE.

YOU ARE AN _____ !



4. LOOK, LISTEN AND SAY WHAT COLOUR. (12 POINTS)

LOOK AT MY HOUSE. THE ROOF IS _____ . THE WALLS ARE _____ .
THE DOOR IS _____ AND THE
WINDOWS ARE _____ . THERE IS A
_____ TREE ON THE LEFT. THERE
ARE FIVE _____ FLOWERS ON THE
RIGHT. WHAT A BEAUTIFUL PICTURE!



5. LOOK, LISTEN AND CHOOSE. (12 POINTS)

MY FAVOURITE STORY IS SNOW WHITE. SHE IS A BEAUTIFUL



SHE HAS A RED  /  AND BLACK  /  .

LISTEN TO MY FAVOURITE STORY.

IN THE FOREST THERE ARE THREE



THEY HAVE THREE



OH, NO! LET'S RUN! THERE IS A BAD  /  IN THE FOREST!

6. LOOK, LISTEN AND FIND. (6 POINTS)

LET'S DECORATE THE CHRISTMAS TREE. SANTA CLAUS
HAS PRESENTS FOR ALL THE CHILDREN!



LOOK AT ME! I AM A WITCH! I HAVE A BLACK CAT AND
A BLACK BAT!

THE EASTER BUNNY HAS A BASKET WITH EGGS. I LOVE
CHOCOLATE EGGS!



TOTAL: _____ / 50 POINTS


EXCELLENT
50-41



VERY GOOD
40-31



GOOD
30-21





INVESTIGATION

IT'S TIME TO INVESTIGATE!
 LET'S HAVE A CONTEST! IT IS GREAT!
 LET'S PLAY A GAME WITH ALL YOUR FRIENDS!
 TAKE YOUR NOTEBOOKS AND YOUR PENS!
 OPEN THE BOOK AND HELP YOUR TEAM,
 FIND THE THINGS, COUNT, SAY AND WIN!



TEAM 1	TEAM 2	TEAM 3
GO TO PAGE 14 . WHAT COLOUR IS NUMBER 9?	GO TO PAGE 16 . FIND THE BALL! WHAT COLOUR IS IT?	GO TO PAGE 18 . WHAT COLOUR ARE THE BEES?
GO TO PAGE 22 . IS THE APPLE ON THE LEFT OR ON THE RIGHT?	GO TO PAGE 25 . FIND THE PENCIL CASE. WHAT COLOUR IS IT?	GO TO PAGE 30 . FIND THE RUBBER! IS THE RUBBER ON THE LEFT OR ON THE RIGHT?
GO TO PAGE 34 . LOOK AT THE CASTLE! COUNT THE WINDOWS!	GO TO PAGE 35 . FIND THE TREES! COUNT THEM!	GO TO PAGE 44 . FIND THE LETTERS ON THE WALL! COUNT THEM!
GO TO PAGE 46 . FIND THE TEDDY BEAR! WHAT COLOUR IS IT?	GO TO PAGE 49 . FIND THE PENCILS! WHAT COLOURS ARE THEY?	GO TO PAGE 52 . COUNT THE STARS!
GO TO PAGE 58 . FIND THE RED FLOWER!	GO TO PAGE 63 . COUNT THE APPLES IN THE TREE!	GO TO PAGE 68 . FIND THE APPLE!
GO TO PAGE 70 . FIND THE TIGERS! COUNT THEM!	GO TO PAGE 76 . FIND THE BEES! COUNT THEM!	GO TO PAGE 80 . COUNT THE WHITE FLOWERS!
GO TO PAGE 82 . TRUE OR FALSE? THERE ARE THREE PRESENTS IN THE PICTURE.	GO TO PAGE 90 . TRUE OR FALSE? THE EASTER BUNNY IS ON THE RIGHT.	GO TO PAGE 88 . TRUE OR FALSE? THE SPIDER IS ON THE RIGHT.
GO TO PAGE 96 . TRUE OR FALSE? THE BALL IS ON THE LEFT.	GO TO PAGE 99 . TRUE OR FALSE? THERE ARE SIX PIGS IN THE PICTURE.	GO TO PAGE 100 . TRUE OR FALSE? THE BLUE CAR IS ON THE LEFT.

HOW I THINK I'M DOING:






WORK IN TEAMS! DRAW A BIG POSTER TOGETHER!

DRAGO LIVES IN A CASTLE. DRAW AND COLOUR THE CASTLE!



DRAGO HAS A FAVOURITE STORY. DRAW AND COLOUR THE THREE LITTLE PIGS!



DRAGO HAS A FAVOURITE TOY! IT'S A ROBOT! DRAW AND COLOUR THE ROBOT!



DRAGO HAS A FAVOURITE ANIMAL! DRAW AND COLOUR IT!



NOW PUT THE PIECES OF PUZZLE TOGETHER AND MAKE A BIG POSTER! PUT IT ON YOUR CLASSROOM WALL!

HOW I THINK I'M DOING:





PLAY THE GAME WITH DRAGO



START

WHAT'S YOUR NAME?



WHAT'S YOUR FAVOURITE TOY?



TAKE THE PENCIL WITH YOUR LEFT HAND!



WHERE IS THE WINDOW?

MOVE AHEAD 2 SPACES



TOUCH YOUR RIGHT EAR!



TOUCH YOUR LEFT EYE!

JUMP!



GO BACK TWO SPACES

TOUCH YOUR RIGHT LEG!






HOW OLD ARE YOU?



COUNT TO 10!



CLAP YOUR HANDS!



SHOW ME YOUR RIGHT HAND!



WHAT'S YOUR FAVOURITE COLOUR?



SING A SONG!





ILLUSTRATED ALPHABET

A



APPLE
TREE



APPLE

B



BEAR



BANANA

C



CARROT



CHICKEN

D



DOG



DUCK

E



ELEPHANT



EIGHT

F



FOUR



FLOWER

G



GIRAFFE



GRAPES



H



HORSE



HOUSE

I



ICE CREAM



ISLAND

J



JUICE



JEANS

K



KIWI



KOALA

L



LION



LEMON

M



MONKEY



MOUSE

9

NINE



NOTEBOOK

N



O



ONE



ORANGE



PRESENT

P



PIG

Q



QUACK



RABBIT

R



ROBOT



SPIDER



SUN



S

T



TOMATO



TIGER



UMBRELLA

U



V



VIOLIN



W



WOLF



WITCH




X



XYLOPHONE



Y



YELLOW



ZEBRA



ZERO

Z



YO-YO





Sugestii de fișe pentru observarea sistematică a activității și a comportamentului elevilor

Completați sistematic fișele de observare propuse, analizați-le cu atenție și aplicați măsuri de îmbunătățire a demersului didactic. Împărtășiți elevilor concluziile analizei și cooperați-i ca parteneri în ameliorarea procesului de învățare.

FIȘĂ DE OBSERVARE A ACTIVITĂȚII INDIVIDUALE

Indicator	Frecvent	Rar	Deloc
Scrie și citește corect literele.			
Participă activ în timpul orelor, răspunde la întrebări.			
Ascultă interlocutorul și este atent la ceilalți.			
Emoțiile sunt adecvate situației de vorbire.			
Limbajul nonverbal și paraverbal sunt corelate mesajului.			

FIȘĂ DE OBSERVARE A ACTIVITĂȚII GRUPULUI

Indicator	Frecvent	Rar	Deloc
Fiecare membru al grupului este implicat în rezolvarea sarcinii.			
Elevii formulează idei clare și ușor de înțeles de către ceilalți.			
Toate ideile propuse sunt luate în considerare.			
Elevii se sprijină și se încurajează pentru a fi productivi și creativi.			
Rezultatul activității de grup este relevant și prezentat într-o manieră care facilitează înțelegerea.			
Elevii urmăresc cu atenție prezentările celorlalte grupuri.			
Elevii acordă feedback colegilor.			

FIȘĂ DE OBSERVARE A LUCRULUI ÎN ECHIPĂ, ÎN CADRUL PROIECTELOR

Indicator	Frecvent	Rar	Deloc
Își asumă responsabilitatea.			
Cooperează și se implică în lucrul în echipă.			
Solicită ajutorul cadrului didactic.			
Respectă indicațiile primite în clasă.			
Se încadrează în timpul stabilit.			

COMUNICARE ÎN LIMBA MODERNĂ

ENGLEZĂ

clasa I

UNIT 1 – HELLO, EVERYONE!

UNIT 2 – IS DRAGO AT SCHOOL?

UNIT 3 – WELCOME TO DRAGONLAND!

UNIT 4 – I PLAY EVERY DAY

UNIT 5 – WELCOME TO THE FARM!

UNIT 6 – DRAGO AT THE ZOO

UNIT 7 – LET'S CELEBRATE WITH DRAGO!

UNIT 8 – LET'S HAVE FUN WITH DRAGO!

ISBN 978-606-590-990-8



6 421763 011562

MN32



Booklet